



LOCKOUT / TAGOUT

MACHINE GUARD/SAFETY INTERLOCK SYSTEMS CATALOGUE 2018

Essential Products for Lockout/Tagout systems in the workplace, over 1,500 safety product lines inside



ALSO FEATURING

X-GUARD - THE COMPLETE MACHINE GUARD SYSTEM WITHOUT LIMITATIONS

PLUS TRAPPED KEY INTERLOCKS OFFER A RANGE OF SAFETY ACCESS + CONTROL SYSTEMS THAT CREATE A SAFE WORKPLACE FOR PEOPLE & PRODUCTIVITY



RFE, Unit 19 Oak Road Business Park,
Western Industrial Estate, Dublin 12.
Telephone 01 4659010 Email: sales@rfe.ie
www.rfe.ie

INTRODUCTION

CONTENTS

Product/Service

Lockout Hasps	3
Safety Padlocks Steel/Plastic	4
Safety Padlocks-Zenex/Other	5
Lockout Labels and Signs	6
Lockout Tags and Tag Stations	7-8
Personalised ID Tags	9
Pneumatic Lockout	10
Live Electrical Safety Substation Safety	11
Electric and Hybrid Intervention Kit	11
Arc Flash Clothing	12
Fuse Lockout	13
Plug and Controls Lockout	14
Valve Lockout	15-16
Circuit Breaker Lockout	17-19
Circuit Breaker Lockout Kits	20
Industrial Lockout Kits	21
Group Lockout	22
Permit To Work	23
Lockout Stations	24-25
Electrical Safety Labels	26-28
Housekeeping Posters	29
Electrical LOTO Safety Posters	30
General Safety Posters	31
Electrical Hazard Signs	32-33
Custom Products	34
X-Guard	35
Trapped Key Interlock Switches	36
Applying Lockout/Tagout	37

Introduction

Many industrial accidents are caused by the unexpected energisation or start up of machines/equipment or by the uncontrolled release of energy. These accidents can be prevented by proper Lockout/Tagout procedures.

Current regulations 'Provision and Use of Work Equipment 1998, Section 19 Energy', and the 'Electricity at Work Regulations 1989, Regulation 13' are designed to prevent needless deaths and serious injuries to service and maintenance personnel by controlling unauthorised or accidental use of energy.

To perform service and maintenance work on industrial equipment safely, you must understand the importance of energy control and the current regulations. You must also know how to apply energy isolation and Lockout/Tagout.

What Is Lockout/Tagout?

A Lockout is a method of keeping equipment from being set in motion and endangering workers:

- ◆ A disconnect switch, circuit breaker, valve or other energy isolation mechanism is put in the safe or off position.
- ◆ A safety device is placed over the energy-isolating mechanism to hold it in the safe position. This is where Lockout/Tagout products are essential.
- ◆ A padlock is attached so that the equipment can not be energised.

In a Tagout, the energy-isolation device is placed in the safe position and a written warning is attached to it. All lockout and tagout materials are supplied by the employer. Each device must be:

- ◆ Durable to withstand wear.
- ◆ Substantial, so it will not come off easily.
- ◆ Capable of identifying the person who applied it.

Many companies issue each worker authorised to apply Lockout/Tagout with their own personal padlock imprinted with his/her name.

When Should You Lockout/Tagout?

Lockout/Tagout is necessary whenever you are performing service or maintenance in proximity to a machine where you could be injured by:

- ◆ Unexpected start up of the equipment.
- ◆ Release of stored energy.

Two situations which are most likely to need Lockout/Tagout:

- ◆ When you must remove or bypass a guard or other safety device.
- ◆ When you must place any part of your body where you could be caught by moving machinery.

Some jobs for which Lockout/Tagout should be used are:

- ◆ Repairing electrical circuits.
- ◆ Cleaning or oiling machinery with moving parts.
- ◆ Clearing jammed mechanisms.

Legislation requires each employer to use Lockout/Tagout equipment. It's your responsibility to follow whichever system has been chosen for your workplace.

Applying Lockout/Tagout (see page 37)

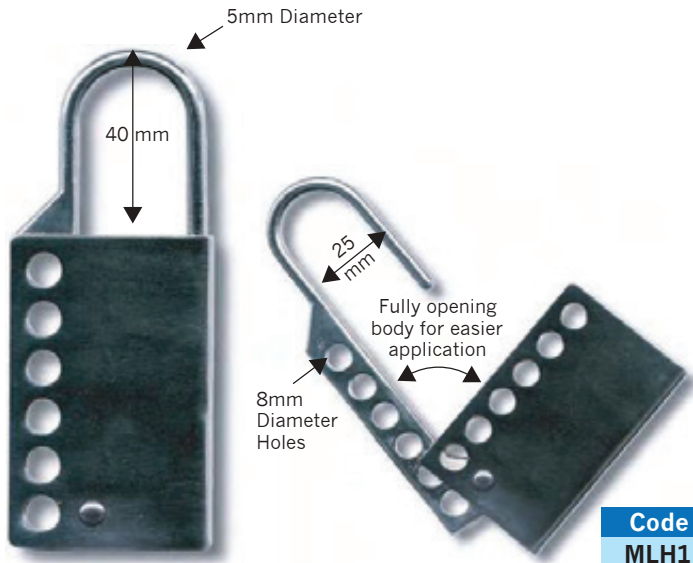
Energy isolation and Lockout/Tagout are to be applied only by trained employees authorised to perform service or maintenance. Before Lockout/Tagout is applied, all employees who work in the affected area must be notified. Legislation requires that control of hazardous energy be done according to a step-by-step procedure:

- 1) Preparation For Shutdown
- 2) Equipment Shutdown
- 3) Equipment Isolation
- 4) Application of Lockout Devices
- 5) Control of Stored Energy
- 6) Equipment Isolation Verification
- 7) Performing The Work

LOCKOUT HASPS

MLH1 Stainless Steel Lockout Hasp

Manufactured from 316 stainless steel with a bright, durable nickel plated finish. Ideal for use in all industrial environments.



Code
MLH1

MLH4 Aluminium Lockout Hasp

Double scissor action lockout hasp manufactured from aluminium, with 25mm and 38mm diameter jaws. Overall length 149mm. Accepts padlocks with a shackle diameter up to 7.5mm.



Code
MLH4

MLH7 Flexible Lockout Hasp

Manufactured from heavy duty flexible nylon with 80mm clearance. Can easily be manipulated into place. Ideal for difficult applications. Accepts padlocks with a shackle diameter up to 9mm.



Code
MLH7

MLH5 Safety Lockout Hasp

Manufactured from steel with a red plastic coated body. Scissor action with 25mm diameter jaw size. Accepts padlocks with a shackle diameter up to 10mm.




Code
MLH5

MLH10 Stainless Steel Lockout Hasp Thin

The MLH10 lockout hasp is manufactured with a small 3mm diameter hasp making it ideal for those 'small hole' applications.

- ◆ Accepts up to 6 padlocks
- ◆ 10mm dia padlock holes
- ◆ 30mm vertical hasp clearance
- ◆ Stainless steel



Code
MLH10

MLH6 Safety Lockout Hasp

Manufactured from steel with a red plastic coated body. Scissor action with 38mm diameter jaw size. Accepts padlocks with a shackle diameter up to 10mm.



Code
MLH6

SAFETY PADLOCKS - STEEL / PLASTIC SHACKLE

New

Nylon Body Safety Padlocks Supplied With Steel Shackles or Non-Conductive Plastic Shackles

These nylon body safety padlocks with steel or non-conductive plastic shackles are a cost effective solution to meet your lockout requirements.

- ◆ High security key cylinder
- ◆ 2 keys to each lock
- ◆ Bodies and keys stamped with key number as standard
- ◆ 9 different colour options available for clear identification
- ◆ Available keyed to differ and keyed alike
- ◆ Standard safety/owner labelling on both sides included
- ◆ Can be engraved if required
- ◆ Other keying systems available upon request
- ◆ Durable and lightweight with non-conductive lock bodies
- ◆ 38mm wide x 44mm bodies, vertical shackle clearance 38mm, shackle diameter 6.4mm



SAFETY PADLOCKS KEYED DIFFERENTLY

Description	Steel Shackle Code	Plastic Shackle Code
RED Safety padlock keyed differently	TT38RED	NC38RED
YELLOW Safety padlock keyed differently	TT38YLW	NC38YLW
PURPLE Safety padlock keyed differently	TT38PRP	NC38PRP
WHITE Safety padlock keyed differently	TT38WHT	NC38WHT
GREEN Safety padlock keyed differently	TT38GRN	NC38GRN
BLUE Safety padlock keyed differently	TT38BLU	NC38BLU
TEAL Safety padlock keyed differently	TT38TEA	NC38TEA
ORANGE Safety padlock keyed differently	TT38ORJ	NC38ORJ
BLACK Safety padlock keyed differently	TT38BLK	NC38BLK

SAFETY PADLOCKS KEYED ALIKE

Description	Steel Shackle Code	Plastic Shackle Code
RED Safety padlock keyed alike to KA30003	TT38REDK	NC38REDK
YELLOW Safety padlock keyed alike to KA30005	TT38YLWK	NC38YLWK
PURPLE Safety padlock keyed alike to KA30002	TT38PRPK	NC38PRPK
WHITE Safety padlock keyed alike to KA30009	TT38WHTK	NC38WHTK
GREEN Safety padlock keyed alike to KA30001	TT38GRNK	NC38GRNK
BLUE Safety padlock keyed alike to KA30007	TT38BLUK	NC38BLUK
TEAL Safety padlock keyed alike to KA30004	TT38TEAK	NC38TEAK
ORANGE Safety padlock keyed alike to KA30006	TT38ORJK	NC38ORJK
BLACK Safety padlock keyed alike to KA30008	TT38BLKK	NC38BLKK

Both steel and plastic shackle padlocks are supplied Keyed to Differ or Keyed Alike as standard.

Other keying options can be made upon request.


Explanation of Keyed to Differ

All locks have a different key



Explanation of Keyed Alike

One key fits a series of locks



The nylon padlock body and both keys are stamped with identification letters/numbers as standard.

ZENEX AND OTHER PADLOCKS

Zenex Padlocks

These Zenex lockout padlocks are ideal for lockout applications.

- ◆ Durable, lightweight with non-conductive Zenex lock bodies.
- ◆ High security 6 pin cylinder lock, up to 100,000 different locking mechanisms.
- ◆ 1 key to each lock.
- ◆ Key retaining ensures that padlocks are not left unlocked.
- ◆ 8 different colour options available for clear identification.
- ◆ Available keyed to differ, or keyed alike in 8 colour coded suites.
- ◆ Standard 'Do Not Remove' label and write on property labels included.
- ◆ Can be engraved if required.
- ◆ 38mm wide x 44mm bodies, vertical shackle clearance 38mm, shackle diameter 6.4mm.
- ◆ Lock and key number records for this range can be maintained by RFE Safety upon request.



Supplied with front and rear labels

- ◆ Available with 2 standard keying options, keyed to differ or keyed alike.
- ◆ Other keying options can be made upon request (eg. Master & Differ).

Zenex PADLOCKS KEYED DIFFERENTLY

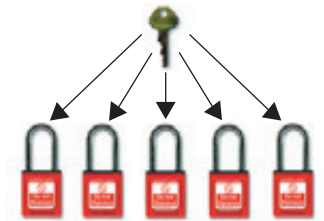
Code	Description
R410GRN	Zenex padlock GREEN, keyed differently
R410PRP	Zenex padlock PURPLE, keyed differently
R410RED	Zenex padlock RED, keyed differently
R410TEA	Zenex padlock TEAL, keyed differently
R410YLW	Zenex padlock YELLOW, keyed differently
R410ORJ	Zenex padlock ORANGE, keyed differently
R410BLU	Zenex padlock BLUE, keyed differently
R410BLK	Zenex padlock BLACK, keyed differently



Explanation of padlocks keyed differently


Zenex PADLOCKS KEYED ALIKE

Code	Description
R410GRNK	Zenex padlock GREEN, suite 3XX1412
R410PRPK	Zenex padlock PURPLE, suite 3XX1353
R410REDK	Zenex padlock RED, suite 3XX2155
R410TEAK	Zenex padlock TEAL, suite 5XX1723
R410YLWK	Zenex padlock YELLOW, suite 3XX5998
R410ORJK	Zenex padlock ORANGE, suite 4XX4246
R410BLUK	Zenex padlock BLUE, suite 3XX6795
R410BLKK	Zenex padlock BLACK, suite 3XX8094



Explanation of padlocks keyed alike

Small Brass Padlocks



- ◆ S25D available with 600 individual key combinations
- ◆ Rustproof brass body
- ◆ Lock and key number recording as standard
- ◆ Ideal for applications where applying a lock has restricted space

Code	Description
S20K	Keyed alike (steel shackle)
S25D	Keyed to differ (brass shackle)
S25K	Keyed alike (brass shackle)

Brass Combination Padlocks

The RFE re-settable combination padlocks are ideal for a wide range of applications, with a 4 digit combination giving an impressive 10,000 different possible combinations.

Combinations are factory set at 0000 and are easily changed to a memorable number.

The chosen combination number can be changed at any time should a breach of security arise.



Code	Description
BCT2035	21mm body, 22mm clearance and 3mm diameter shackle
BCT1040	40mm body, 26mm clearance and 5mm diameter shackle

Stainless Steel Padlocks

This marine grade padlock is fully manufactured from stainless steel and is designed to be used in very harsh/aggressive environments.

- ◆ Stainless steel body/shackle.
- ◆ 5 pin high security cylinder mechanism.
- ◆ Supplied with random locking mechanisms.
- ◆ Double ball bearing deadlock.
- ◆ Key retaining when shackle is open.
- ◆ 40mm body, vertical shackle clearance 51mm, shackle diameter 7mm.
- ◆ Lock and key number records are not maintained by RFE Safety for this range.



Code	Description
R2340	Stainless steel padlock

LOCKOUT LABELS AND SIGNS

Large 450mm x 600mm Lockout Wall Signs



These large safety lockout wall signs can be supplied in either self adhesive vinyl or 1mm PVC and act as a constant reminder to lockout before commencing work.



S/A Vinyl REK4YS
1mm PVC REK4YR

Description	
REK4YS	Lockout Sign Self Adhesive Vinyl
REK4YR	Lockout Sign 1mm PVC

S/A Vinyl 1mm PVC			
	RMK1YS RMK1YR	RMK8YS RMK8YR	RMK3YS RMK3YR
S/A Vinyl 1mm PVC			
	RPK11YS RPK11YR	RMK5YS RMK5YR	RPWK7YS RPWK7YR
S/A Vinyl 1mm PVC			
	RPK12YS RPK12YS	RMK2YS RMK2YR	REK9YS R3K9YR
S/A Vinyl 1mm PVC			
	RPK13YS RPK13YR	RLTT38BS RLTT38BR	RPK6YS RPK6YR

Safety Lockout Labels 55mm x 75mm

This range of labels is ideal for use on electrical equipment where a safety message needs to be conveyed.

Manufactured from self adhesive vinyl to withstand temperatures from -40°C to 100°C. Sold in packs of 10.



RPK5ES	RMK10ES	RMK2ES
RMK9ES	RMK4ES	RMK6ES
RMK7ES	RMK8ES	RMK5ES
RMK3ES	RPWK7ES	RLTT36
Description		
Pack of 10 Lockout Labels		

Magnetic Signs


Magnetic signs, 200mm x 100mm are ideal for quick and easy attachment next to lockout points giving a clear caution message that equipment has been locked out.



Code	Description
MGT01	Magnetic Caution Sign

Main Switch Labels

210mm x 150mm self adhesive. Ideal for clear identification of main switches



Code	Description
RMS1	Single Label

Hanging Lockout Signs

Use our nylon ties to hang these signs from machinery during lockout procedures.

Manufactured from 1mm PVC.



200x150
RT20B



200x150
RT23B



150x225 RT24Z



150x225 RT25Z



450x600 RT09A



150x225 RT26Z



150x225 RT43Z



450x600 RTS02AR

Description
150x225mm Hanging Sign 1mm PVC
200x150mm Hanging Sign 1mm PVC
450x600mm Hanging Sign 5mm Foamex

LOCKOUT TAGS AND TAG STATIONS

Reusable Safety Lockout Tags

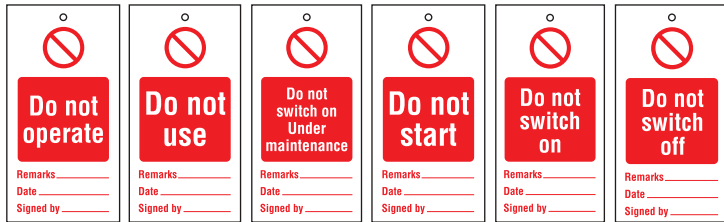
These highly visible safety tags aid the safe running and maintenance of site machinery. Each tag is manufactured from high impact styrene ensuring it will withstand a multitude of weather and factory conditions. Wire ties included.



Description

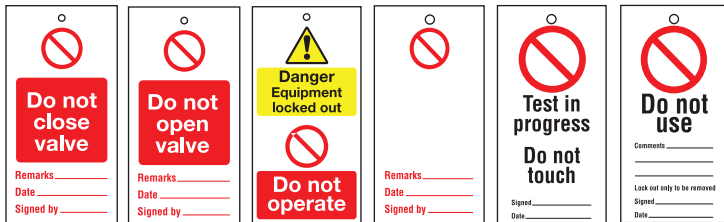
110 x 50mm Tags (pack of 10)
200 x 100mm Tag (single)

Select an item code for the size (mm) and tag design you are ordering



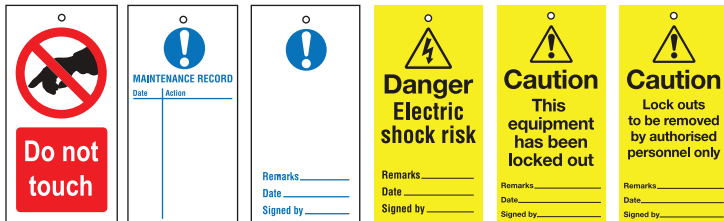
Size
110x50
200x100

RPT29AR	RPT22AR	RPT23AR	RPT24AR	RPT28AR	RWT56A
RPT29BR	RPT22BR	RPT23BR	RPT24BR	RPT28BR	RWT56B



Size
110x50
200x100

RWT28AR	RWT26AR	RPT32AR	RPT39AR	RLT11	RLT08
RWT28BR	RWT26BR	RPT32BR	RPT39BR	RPT11BR	RLT08BR



Size
110x50
200x100

RPT16AR	RPT26AR	RWT55AR	RPT45AR	RPT34AR	RPT33AR
RPT16BR	RPT26BR	RWT55BR	RPT45BR	RPT34BR	RPT33BR



Size
110x50
200x100

RPT53AR	RLT02	RLT03	RLT04	RLT05	RLT06
RPT53BR	RLT02BR	RLT03BR	RLT04BR	RLT05BR	RLT06BR



Size
110x50
200x100

RWT42A	RWT41A	RWT40A	RLT09	RLT10	RLT07
RWT42B	RWT41B	RWT40B	RLT09BR	RLT10BR	RLT07BR

Reusable Styrene Tags

Manufactured from high impact styrene each tag measures 145mm x 80mm and is ideal for frequent use with water based marker pens. Supplied in packs of 10.

This size of tag is also suitable for use with our range of lockout stations and centers.



Code	Description
LSE10T	Pack of 10 tags with ties

Large Tag Station

Our largest Tag Station, highly visible, combining acrylic pockets and hooks to enable a wider range of tag sizes to be contained.

Supplied without tags or choose a selection of tags from this page and add them to your order.



Size: 800mm H x 500mm W

Tags not included

Code	Description
LSE316	Large tag station (without tags)

LOCKOUT TAGS AND TAG STATIONS

Two Part Isolation Tag

Our 2 part isolation tag is ideal for more complex isolations where traceability is important.

After parts 1 and 2 are filled in, part 1 is attached to the isolation point. Part 2 is detached and returned back to the responsible person as confirmation of isolation. Both parts of the tag have areas for tag and permit numbers which can be entered onto the permit to work, again to aid traceability.

Once the job is complete, both parts can be filed with the permit as a long term record of the work. Alternatively if used with a dry wipe marker, both parts can be cleaned ready for re-use.

Parts 1 and 2 are pre-scored to allow easy separation by hand.

Combined size: 265mm x 100mm

Supplied in packs of 50

Material: PVC



Pens
Ideal for writing on tags and padlock tags. Available as permanent or non-permanent.



Code	Description
ISTAG50	Pack of 50 Isolation Tags
RWPT01	Water based non-permanent pen
RWPT02	Oil based permanent pen

Tag Station



Size: 600mm H x 500mm W

Ideal for keeping all your safety tags in a central location, accessible to everybody.

- ◆ Maximum tag size 200mm x 100mm
- ◆ 8 clear acrylic tag compartments
- ◆ Supplied with or without contents.

Contents included are:

- 1 x RLOT1 (pack 100)
- 1 x RLOT2 (pack 100)
- 1 x RLOT3 (pack 100)
- 1 x RLOT4 (pack 100)
- 1 x RLOT5 (pack 100)
- 1 x RLOT6 (pack 100)
- 1 x RLOT7 (pack 100)
- 1 x RWPT01 Marker pen.

Code	Description
LSETG	Tag Station
LSETGC	Tag Station & contents

Disposable Lockout Tags

These disposable lockout tags measure 145mm x 80mm and are manufactured from Polybond which is a paper like material, fully weatherproof, ideal for indoor or outdoor isolations.


Printed on both sides, each tag carries a standard 'Danger This equipment has been locked out, Do not operate' message with a choice of 7 different reverse messages or blanks to suit various applications.

Supplied in packs of 100 with ties.


Front (standard)




Reverse Options



RLOT1



RLOT2



RLOT3



RLOT4



RLOT5



RLOT6



RLOT7

Description
Pack of 100 tags with ties

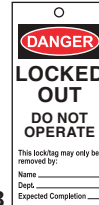
LOCKOUT PERSONALISED ID TAGS

Lockout Safety Tags

Use these tags on machinery which has been locked out. Manufactured from flexible PVC. Supplied in packs of 10 complete with cable ties. Size: 160 x 75mm.



RLTT08B



RLTT09B



RLTT10B



RLTT11B

Description

Lockout Safety Tag/Pack 10

Lockout Padlock Fold-Over Tag

Use these to identify individual's and department's lockout padlocks, or display a safety message. Stays securely in place. Tag faces are 40x40mm. Punched with a 7mm hole to fit most padlocks.



Tag is locked in place by the padlock



RSHA04



RSHA05



RSHA06



RSHA07



RSHA13



RSHA0



RSHA03



RSHA09



RSHA10



RSHA08



RSHA11



RSHA12

Description

Padlock fold-over tag/Pack 10



Photo ID Lockout Tags

Clearly identifies who is in charge of the lockout procedures.

- ◆ Self-laminating tags allow employees to fill in vital information, add a passport sized personal photo and seal it under the attached clear self-adhesive overlay.
- ◆ Will resist chemicals, abrasion, grease and solvents.
- ◆ Supplied in packs of 10 complete with cable ties.



Reinforced Tags

1mm PVC tags, 100mm x 75mm printed on both sides giving a clear caution message. Ideal for use through lock shackles, with a reinforced brass eyelet preventing the tag from tearing.

Code
RPT01

Description
Reinforced Caution Tag



RLTT12

RLTT13

RLTT14

RLTT15

Description

160mm x 75mm Pack of 10

Self-Laminating Danger Boards

Personalise your safety message with these self-laminating danger boards. Add a photo, write your details and cover with the laminate film for a secure and protected finish. Except for the photo area, laminate is pre-applied for ease.

These danger boards are manufactured from 5mm Foamex, which is durable and lightweight. A 6mm hole, reinforced with brass eyelet, enables attachment to padlocks with chain.



Code	Description
SLDB	150 x 75mm Self-laminating Danger Board
SLDB/3	As above with 75mm chain attached

Personalised ID Tags

These personalised laminated ID tags measure 115mm x 75mm and are printed on both sides with our standard notice. Your employee name and photograph are added which clearly shows who is working on the isolated equipment.

Code	Description
PTG01	Personalised ID Tag

To order, simply email us your photographs and names



PNEUMATIC LOCKOUT

Large Electrical and Pneumatic Lockout

- ◆ Accommodates a large variety of electrical plugs up to 89mm diameter and 127mm in length as well as male air hose connectors.
- ◆ Works on 110V, 220V and 550V plugs.
- ◆ 4 padlocks can be applied.



Code	Description
RS3901	Electrical/Pneumatic lockout

Pneumatic Lockout

Isolate pneumatic energy without the expense of installing in-line lockout valves. Our pneumatic lockout is applied to the male fitting, isolating equipment from all compressed air sources.

Accommodates the majority of 6.35mm (1/4"), 9.52mm (3/8") and 12.7mm (1/2") male fittings.



Code	Description
BS11	Pneumatic lockout

Pneumatic Lockout Station

Size: 500mm x 440mm



Holds the following:

- 2 x MLH7 Lockout Hasps
- 4 x TT38RED Padlocks
- 1 x RS3901 Electrical/Pneumatic Lockout
- 1 x BS11 Pneumatic Lockout
- 1 x RS3900 Pneumatic Lockout
- 3 x LSE10T Packs of 10 Tags
- 1 x RS3902 Pneumatic Lockout


Code	Description
LSE311FS	Lockout station and contents

CABLE AND WIRE LOCKOUT

Cable Lockout

A flexible, cost effective cable lockout ideal for locking off multiple isolators situated next to each other. Can also be used in many other situations such as valve lockouts etc.

The simple gun type operation makes this easy to use. Supplied as standard with 1.8 metre cable.



Code	Description
BS12	Cable lockout 1.8m cable

Zinc/Stainless Steel Car Seals

Car seals are manufactured from zinc with a 95cm stainless steel cable attached. Ideal for long term uses, each car seal is self locking so once the cable passes through the body the only way to remove it is by cutting. All seals are individually numbered to prevent tampering and allow easy identification. Supplied in packs of 10.



Code	Description
SEAL2	Zinc stainless steel cable car seal/Pack 10

Cable Lockout Station

Size: 600mm W x 480mm H



Complete with the following:

- 4 x TT38RED Padlocks
- 3 x LSE10T Packs of 10 Tags
- 2 x MLH7 Lockout Hasps
- 2 x S806 Cable lockouts
- 2 x CLKIT Cable lockouts

Code	Description
LSE310FS	Cable lockout station with contents

LIVE ELECTRICAL SAFETY - SUBSTATION SAFETY

24KV SUBSTATION RESCUE KIT

Essential lifesaving electrical intervention equipment contained in rugged wall mounted enclosure.

- Insulated Rescue Hook rated to 24kV.
- Voltage detector on insulated pole - 5-36kV.
- Safety Insulating Platform rated to 45kV.
- Insulated cable cutters with 30mm jaws rated to 25kV.
- Class 3 (26.5kV) Electrical Insulating safety gloves with case and Talcum powder.
- Dielectric Insulating Safety boots - tested to 20kV.
- IP66 grade wall mounted storage box.
- Front panel mounted Emergency Resuscitation Instructions.



Individual components can be changed to suit specific applications and customer requirements.
Dimensions 800H x 600W x 300D mm.



Code	Description
SRK24	Wall mounted 24kV Substation Rescue Kit

PORTABLE HV ELECTRICAL RESCUE KIT

This kit is designed to be carried in an Emergency Services vehicle to allow safe intervention in the following situations:

- Road accidents with Electric and hybrid cars.
- Work on solar panels and wind turbines.
- Work on electrified railways.
- Major Factories and Data centres.



- Kit includes:
- 1 x insulating platform
 - 1 x pair of Insulating gloves: Class 3 in size 10
 - 1 x pair of dielectric overboots size XL: Compliant with EN 50321 Class 0 and ASTM F1117
 - 1 x insulating stick equipped with a hook - telescopic stick with pentagonal shape for a perfect grip
 - 1 x voltage detector: detects all voltages of 127 v AC and above (does not detect DC voltages)
 - 1 x insulated cable cutter: 36,000v
 - 1 x talc shaker: for easier donning of gloves
 - 1 x fabric case for gloves
 - 1 x roll adhesive marker tape for marking off an area
 - 1 x instructions for use

Code	Description
RVES-25	Portable High Voltage Electrical Rescue kit - 25kV
RVES-36	Portable High Voltage Electrical Rescue kit - 36kV

ELECTRIC AND HYBRID VEHICLE INTERVENTION KIT

This shadow board panel contains the essential items needed for any motor workshop involved in servicing modern Electric and Hybrid vehicles. You then have the basic equipment needed for an emergency intervention to prevent serious injury through accidents. The kit also includes a simple acid spill kit to deal with spillage from the Lithium Ion power packs.



- Contents:
- High visibility panel printed with Emergency Resuscitation instructions and Battery acid spill instructions.
 - Rescue hook suited up to 1,000V.
 - Polycarbonate visor to protect face from molten metal from arcing.
 - Insulating Class 0 Electrical safety gloves.
 - Storage case for gloves.
 - Neutralising salts and litmus paper for acid spills.

Code	Description
ERK1000	Electric vehicle electrical intervention kit

HV SAFETY PRODUCT RANGE

We have a full range of HV safety products to suit cable jointers and utilities contractors



LIVE ELECTRICAL SAFETY - ARC FLASH CLOTHING AND HELMETS

PROTECT YOUR STAFF FROM THE EXTREME HAZARDS OF AN ARC FLASH

What are the hazards?

- extreme heat of the arc.
- vaporisation of the conductors.
- blast pressure wave.

Our expertise on performing arc flash studies can help you to develop strategies to:

- reduce the level of prospective arc energy, and
- mitigate the effect of the hazardous arcs on personnel.

Meet your HSE requirements and clearly understand:

- the levels of incident energy at each interested location.
- what measurements need to be explored to mitigate the impact of arc energy.

ARC FLASH COVERALL KITS

Packaged in a hardwearing holdall the popular 15cal/cm² Coverall with reflective tape is combined with pair of arc rated gloves and a class 2 Arc rated polycarbonate visor and helmet.

Simple solution to address basic Arc Flash PPE requirements

Please use the code below and replace the *with the size



ALL SUPPLIED IN HOLDALL

Code	Description
KITELE9CR15*	S-3XL 15.0cal/cm ² Arc Flash Coverall kit with gloves, helmet and visor
KITELE9CR15*	4XL-5XL 15.0cal/cm ² Arc Flash Coverall kit with gloves, helmet and visor
KITELE9CR15*	6XL 15.0cal/cm ² Arc Flash Coverall kit with gloves, helmet and visor

ARC FLASH SWITCHING SUIT 51 CAL/CM²

Three piece arc flash switching suit with a long jacket, bib-and-brace trousers and full hood. Metal free. ATPV rating indicated on all garments.

- Jacket** 88cm long jacket (Large) with zip, Flame Resistant (FR) Velcro® front closure and knitted cuffs.
- Trousers** Bib-and-brace trousers with adjustable bottom leg openings.
- Colour** Royal blue
- Sizes*** S - 3XL
- Fabric** Permanently Flame Resistant (FR) UltraSoft®, pre-shrunk.
- Thread** Aramid
- Fabric Std** NFPA 70E; ASTM F1506; OSHA 1910.269; EN ISO 11612; EN ISO 11611; IEC 61482-1-1; ASTM F1959 & OEKO TEX STANDARD 100.
- Garment Std** ASTM F2621; IEC 61482-2 & CE 0339
- ATPV** 51.5 cal/cm² HAF: 93.9%
- Application** Work wear for electrical industry.



Extra Sizes* (2XL, 3XL +12%)

Code	Description
ELE9SS51	51 CAL/CM ² switching suit

ARC FLASH SWITCHING SUIT 100 CAL/CM²

Three piece arc flash switching suit with long jacket, bib-and-brace trousers and full hood. ATPV rating indicated on all garments.

- Jacket** 88cm Long jacket (Medium) with Flame Resistant (FR) zip, FR Velcro® front closure and FR knitted cuffs.
- Trousers** Bib-and-brace trousers with adjustable leg openings.
- Colour** Olive
- Size*** S – 3XL
- Fabric** Layered 754 g/m².
- Outer** Para-aramid, CF, Novoloid.
- Inner** Melamine, Para-aramid, Meta-aramid.
- Thread** Aramid.
- Cuff** FR Cotton/Nylon/Spandex.
- Fabric Std** NFPA 70E; IEC 61482-1-1; ASTM F1959; ASTM F1506;
- Garment Std** ASTM F2621; SANS 724 & CE 0339.
- ATPV1** 100 cal/m²
- HAF2** 97.7%
- Application** Work wear for electrical industry.



NOTE: Gloves sold separately- please call for details


Extra Sizes* (2XL, 3XL +12%)

Code	Description
ELE9SS100	100 CAL/CM ² switching suit

FUSE LOCKOUT

Universal Lockout Device for Fuse Holders

- ◆ Will lock out most types of fuse holders - One size fits all.
- ◆ Lock out 20 Amp to 400 Amp fuse holders.
- ◆ 8mm padlock hole - max clamping 5mm.
- ◆ Made from sturdy nylon plastic.
- ◆ Dimensions: 60x35x15 mm wide.



Code	Description
UFL2	Universal Fuse Lockout

Slimline Universal Fuse Lockout



Our RFB5 universal fuse lock has similar properties to the UFL2. However, its slimline, low profile design allows this to be used on fuse carriers that are fitted within enclosures, very close to the door.

By using the RFB5, fuse carriers can be locked off and the enclosure door still closed.

Code	Description
RFB5	Slimline Fuse Lockout

Bottle Fuse Lockouts

The new bottle fuse lockout is available in two sizes to fit DZ3 and D02 Fuses.

Remove the fuse, screw in the lockout device and secure using a cable lockout and padlock.



D02 for small fuses
DZ3 for large fuses



Code	Description
D02	Small bottle fuse lockout
DZ3	Large bottle fuse lockout

Fuse Lockout Station

This fuse lockout station includes a selection of lockout equipment for a wide range of applications. Shadow profiles on the board highlight the position of the equipment.

Complete with the following:

- 4 x TT38RED Padlocks
- 1 x S806 Cable Lockout
- 2 x MLH7 Lockout Hasps
- 1 x D02 Bottle Fuse Lock
- 1 x DZ3 Bottle Fuse Lock
- 1 x RFL1 Fuse Lockout
- 1 x RFL2 Fuse Lockout
- 1 x RFB3 Fuse Blockout
- 1 x RFB4 Fuse Blockout
- 1 x RFB5 Fuse Lockout
- 1 x UFL2 Fuse Lockout
- 3 x LSE10T Packs of 10 Tags



Size: 500mm H x 420mm W

Code	Description
LSE308FS	Fuse lockout station with equipment

Universal Fuse Lock and Block Kit

An ideal kit for locking and blocking all types of bladed fuses and fuse holders.

This kit contains 5 different devices (UFL2, RFL1, RFL2, RFB3, RFB4), along with a TT38RED padlock, pack of 10 RPT32AR tags and pen, all packed in a strong canvas waist bag allowing contents to be carried at all times.



Code	Description
FBLKIT	Fuse Lock and Block Kit

PLUG AND CONTROLS LOCKOUT

IEC detachable Power Cord Lockout




Equipment fitted with the popular IEC type input power connector can now be secured using the IEC lockout. This device will fit most computers, test instruments, power supplies, monitors, lab equipment etc.

The IEC lockout features an elastomeric nose that bulges to firmly grip to the interior surfaces of the connector housing. This palm-sized, lightweight, simple device is made of durable nylon that accommodates a personal padlock for lockout and security applications.



Code	Description
IEC	IEC lockout

Push Button Lockout Cover



Designed to fit over push button switches to prevent accidental operation. Overall 50mm dia. with 30mm dia. hole. Secured with padlock - max. shackle dia. 7mm.



Strong double sided securing tape included.

Code	Description
SC0100	Push button cover

New

'Big Red Bag' Control Panel Cover

This 'Big Red Bag' entirely envelops the control panel of machinery and equipment, and is highly visible.

The cover slides over the control panel, from the top, bottom, left or right. The neck of the cover is closed by the toggle cord, and finally the lockout device is tightened and padlock secured.



Code	Description
BIGRED	'Big Red Bag' control panel cover

Plug Lockouts

- ◆ Especially developed to secure all types of plugs.
- ◆ Completely encloses electrical plugs to prevent accidental reconnection.
- ◆ Two sizes available.

Model LP330 90 x 50 x 50mm

Model LP770 180 x 80 x 80mm



Padlock not included

Code	Description
LP330	Small plug lockout
LP770	Large plug lockout

Safety Lockout Bag

Padlockable safety lockout bag ideal for use on larger 3 phase plugs.

Plug and electrical cable are placed inside the bag, the cord is tightened around the cable, then the cord clamp is closed and padlock attached, or multiple padlocks with a lockout hasp.

Ensures the plug cannot be removed until all maintenance work is completed and all padlocks removed.

Size: 460mm H x 250mm W



Code	Description
YSLB1	Safety lockout bag

Plug and Pendant Lockout Station

This plug and pendant lockout station includes a selection of lockout equipment for a wide range of applications. Shadow profiles on the board highlight the position of the equipment.

Complete with the following:

- 4 x TT38RED Padlocks
- 2 x MLH7 Lockout Hasps
- 1 x YSLB1 Lockout Bag
- 1 x R453XXL Pendant Lockout Bag
- 2 x Plugblock plug lockouts
- 2 x RPSL1 Plug Lockouts
- 1 x LP330 Small plug box
- 1 x LP770 Large plug box
- 3 x LSE10T Pack of 10 Tags

Size: 620mm H x 680mm W



Code	Description
LSE314FS	Plug and Pendant lockout station

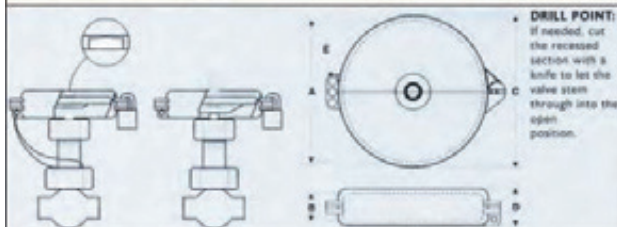
VALVE LOCKOUT

Gate Valve Lockouts

Gate valve covers are a simple, low cost, effective way to prevent unauthorised operation of valves. Valve covers consist of two flattened half moons that completely cover the valve handwheel. Once locked, the cover rotates freely around the handwheel preventing operation.

- ◆ Made of strong polypropylene plastic
- ◆ Fully dielectric
- ◆ Highly resistant to cracking and abrasion
- ◆ Resistant to extreme temperature changes
- ◆ Available in 5 sizes to fit handwheels 25mm (1") to 355mm (14")

Model	Inside Diameter	A	Inside Height	B	Outside Diameter	C	Outside Height	D	Lock Hole	E	Valve Handle Size
VS02	2.750" 70 mm	1.250" 32 mm	1.250" 32 mm	3.000" 76 mm	1.500" 38 mm	0.312" 8 mm	1" - 2 1/2"				
VS04	5.000" 130 mm	1.250" 32 mm	5.500" 140 mm	1.750" 44 mm	0.375" 9.5 mm	2 1/2" - 5"					
VS06	6.500" 170 mm	1.500" 38 mm	7.000" 177 mm	2.000" 50 mm	0.375" 9.5 mm	5" - 6 1/2"					
VS09	10.000" 257 mm	2.000" 50 mm	10.500" 267 mm	2.500" 63 mm	0.375" 9.5 mm	6 1/2" - 10"					
VS13	14.000" 355 mm	2.500" 63 mm	14.500" 368 mm	3.000" 73.8 mm	0.375" 9.5 mm	10" - 14"					



Red valve covers supplied as standard, other colours available on request.



Code	To fit valve handwheel diameter
VS02	25mm to 70mm (1" to 2.1/2")
VS04	70mm to 130mm (2.1/2" to 5")
VS06	130mm to 170mm (5" to 6.1/2")
VS09	170mm to 257mm (6.1/2" to 10")
VS13	257mm to 355mm (10" to 14")



Quarter Turn Ball Valve Lockouts

A quick and simple way of preventing the operation of quarter turn ball valves.

Manufactured from steel with powder coat finish - 2 sizes available, both accept padlocks with a shackle diameter up to 9.5mm

- ◆ Easy slide-on application
- ◆ Colour: red



Step 1
Slide on

Step 2
Squeeze together

Step 3
Apply lock

Code	Description
BS07	To fit valve levers 6mm to 25mm wide
BS08	To fit valve levers 32mm to 76mm wide

Valve Lockout Station

This valve lockout station includes a selection of lockout equipment for a wide range of applications. Shadow profiles on the board highlight the position of the equipment.

- Complete with the following:
- 1 x VS02, VS04, VS06, VS09, VS13 Gate Valve Lockouts
 - 1 x BS07 Ball Valve Lockout
 - 1 x BS08 Gate Valve Lockout
 - 1 x BS16 Ball Valve Lockout
 - 1 x BS17 Gate Valve Lockout
 - 2 x MLH7 Lockout Hasps
 - 3 x LSE10T Packs of 10 Tags
 - 6 x TT38RED Padlocks

Size: 875mm H x 825mm W

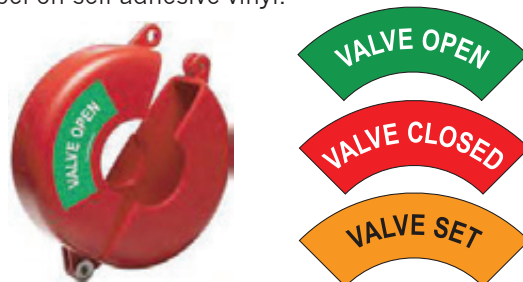


Code	Description
LSE309FS	Valve lockout station with contents

Valve Position Notification Labels

Highly visible labels to notify the position of a locked out valve. They are available in five sizes designed for our range of Gate Valve Lockouts (VS02, VS04, VS06, VS09, VS13).

Supplied as a single sheet with one of each message label on self-adhesive vinyl.



Code	Description
VSET1	Status labels for VS02/Sheet
VSET2	Status labels for VS04/Sheet
VSET3	Status labels for VS06/Sheet
VSET4	Status labels for VS09/Sheet
VSET5	Status labels for VS13/Sheet

VALVE LOCKOUTS

Ball Valve Lockouts

Ball valve lockouts are available in 3 sizes to lock your ball valves from 9.5mm (3/8") to 200mm (8"). These simple, easy to use lockouts clamp over the valve lever, preventing the valve from operating, and lock in place using a padlock.



Red ball valve lockouts supplied as standard, other colours available on request.

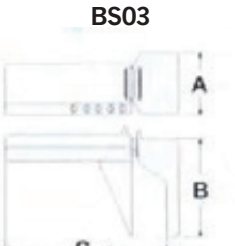
Models BS01 & BS02 can lock valves in the 'open' or 'closed' positions.

Model BS03 locks 'closed' only.

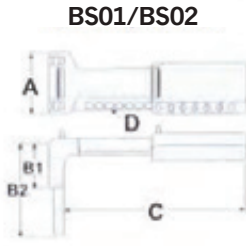
Models	Width A	Height B	Length of Handle C	Lock Hole D
BS01	3.100" 80 mm.	3.250" 82 mm.	5.375" to 7.500" 135 mm. to 190 mm.	0.312" dia. 8 mm.
BS02	3.750" 95 mm.	5.000" 125 mm.	7.500" to 10.000" 190 mm. to 250 mm.	0.312" dia. 8 mm.
BS03	4.000" 100 mm.	7.450" 186 mm.	12.000" to 17.500" 300 mm to 438 mm	0.312" dia. 8 mm.



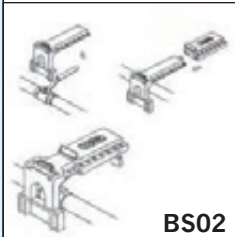
BS01



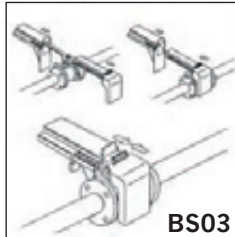
BS03



BS01/BS02



BS02



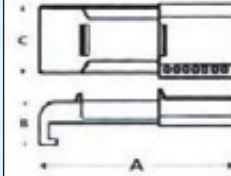
BS03

Code	To fit ball valve size
BS01	9.5mm to 31.5mm (3/8" to 1.1/4")
BS02	37.5mm to 62.5mm (1.1/2" to 2.1/2")
BS03	50mm to 200mm (2" to 8")



Butterfly Valve Lockouts

The butterfly valve lockout is a simple, effective way to secure your butterfly valves to prevent unauthorised operation.



Model	Length A	Height B	Width C	Lock Hole D
BS04	12" 305 mm.	2.750" 70 mm.	4.000" 102 mm.	0.375" 9.5 mm.

ASSEMBLY INSTRUCTIONS



Code	Description
BS04	Butterfly valve lockout

Red valve lockouts supplied as standard, other colours available on request.



KEY STORAGE STATIONS

Key Storage Stations

Ideal for keeping keys stored in a central location, these mobile and wall mountable key stations are made from 6mm rigid PVC for durability and rigidity.

The mobile station holds 48 keys and comes with a robust handle attached for easy carrying and a protective aluminium foot strip.

The wall mountable stations hold 64 or 125 keys and are pre-drilled for easy installation.

Custom stations can be made to order. Please ask for details.

Code	Description
MKS48	48 Key Board
WMKS64	(Mobile)64 Key Station
WMKS125	125 Key Station

125 Hook Key Station



CIRCUIT BREAKER LOCKOUT

Miniature Circuit Breaker Lockouts

A range of four padlockable circuit breaker lockouts designed to fit most modern single and multiple pole miniature circuit breakers.

Manufactured from strong nylon, this range of miniature circuit breaker lockouts allows breakers to be locked off individually.



Code	Description
CB05	MCB lockout inside prongs
CB06	MCB lockout outside prongs
CB07	MCB lockout wide inside prongs
CB08	MCB lockout thumb wheel

CB05

Push button operated and locates into the 2 holes either side of the breaker switch (see illustration). Fits most popular breakers up to 60 Amp. Will also fit breakers connected with a cross bar. Locates prongs inside.



CB06

Push button operated and locates into the 2 holes either side of the breaker switch (see illustration). Fits most popular breakers up to 60 Amp. Will also fit breakers connected with a cross bar. Locates prongs outside.



CB07

Push button operated and locates into the 2 holes either side of the breaker switch (see illustration). Extra wide for larger breakers over 60 Amp. Will also fit breakers connected with a cross bar. Locates prongs inside.



CB08

Adjustable thumb wheel operation and fits larger or multi-pole circuit breakers connected with a cross bar. No holes in the breakers are required.



'No Hole' Circuit Breaker Lockouts

This range of 'No Hole' circuit breaker lockouts are ideal for breakers that do not have any built in locking facility. The unique design, with thumb wheel operation clasps onto the switch providing secure locking protection. Available in 3 sizes. Can be used with lockout cleats for hard to lock longer sliding switches and switches with large angular rotation.



CB09 Fits switches 16.5mm wide x 11.6mm thick (up to 277 Volt).

CB10 Fits switches 41.2mm wide x 13.9mm thick (480/600 Volt).

CB11 Fits oversized switches 63.5mm wide x 22.2mm thick (usually 480/600 Volt).

Lockout Cleats

Compatible with models CB09 and CB10, ensures positive lockout for hard to lock long sliding switch throws and switches with a large angular rotation. Snap-on and off design allows for use only when needed.



Code	Description
CB09	277 Volt lockout
CB10	480/600 Volt lockout
CB11	480/600 Volt oversize lockout
CLT1	Cleat for use with CB09
CLT2	Cleat for use with CB10

MCB 'Toggle Lock'

Possibly the simplest yet most versatile MCB lockout in our range. The CB12 'Toggle Lock' simply fits over the MCB toggle, and then the internal grub screw is tightened using a small flat screwdriver which secures the CB12 onto the toggle. Once tight and secure, insert a padlock which blocks access to the grub screw so the device cannot be removed or toggle operated until the lock is removed.



Code	Description
CB12	Toggle Lock

CIRCUIT BREAKER LOCKOUTS

MCB 'Toggle Lock'


Possibly the simplest yet most versatile MCB lockout in our range. The CB12 'Toggle Lock' simply fits over the MCB toggle, and then the internal grub screw is tightened using a small flat screwdriver which secures the CB12 onto the toggle. Once tight and secure, insert a padlock which blocks access to the grub screw so the device cannot be removed or toggle operated until the lock is removed.



Code	Description
CB12	Toggle Lock

Grip Tight MCB Lockouts

Secure mounting for a solid lockout. Grips tight with simple thumb turn and clamping handle. The Grip Tight Circuit Breaker lockout offers superior holding power compared to other devices.



Universal fit. Exclusive design accommodates many styles of breaker toggles.

Durable construction. The Grip Tight lockouts are made of powder coated steel and reinforced polymer to operate in harsh conditions.

Compact design. The narrow profile permits side-by-side breaker lockout. These compact devices are also easy to carry and easy to store.


Two styles available:

Model CB13 locates sideways onto the toggle and is ideal for tall and wide toggles.

Model CB14 locates over the toggle and is ideal for use with single and double toggles.

Easy Operation:

1) Move breaker to off position. Open red handle.



2) Place CB14 lockout over breaker toggle (CB13 fits sideways). Turn black knob clockwise until grips touch toggle. Do not overtighten. When the handle is closed the grips will tighten against the toggle.



3) Move lockout handle to closed position. Check that lockout is secure and breaker can not be moved to 'on' position. Apply padlock.

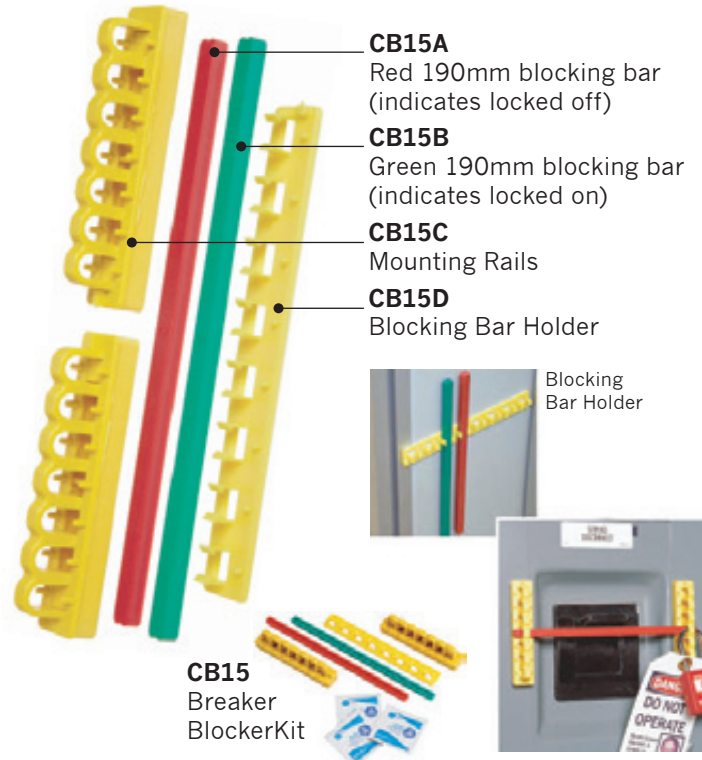


Code	Description
CB13	Grip Tight MCB lockout
CB14	Grip Tight MCB lockout


Breaker Blocker 480-600V Lockout

Perfect for locking out oversized and irregularly shaped switches.

Self-adhesive backed rails are permanently installed onto an electrical panel. Simply clean panel surface and adhere. No drilling required!



- CB15A** Red 190mm blocking bar (indicates locked off)
- CB15B** Green 190mm blocking bar (indicates locked on)
- CB15C** Mounting Rails
- CB15D** Blocking Bar Holder



CB15 Breaker BlockerKit

Breaker Blocker Kit

Code	Description
CB15	Breaker Blocker Kit containing: 2 yellow mounting rails, 1 red blocking bar, 1 green blocking bar, 1 blocking bar holder and 3 alcohol wipes.



Breaker Blocker Components

Code	Description
CB15A	190mm red blocking bar (pack of 5)
CB15B	190mm green blocking bar (pack of 5)
CB15C	101mm yellow mounting rail (pack of 2)
CB15D	Blocking bar holder (pack of 5)

CIRCUIT BREAKER LOCKOUT



Universal Lockout for Miniature Circuit Breakers

- ◆ Will lock out many types of miniature circuit breakers.
- ◆ Locks out 1 pole through to 4 pole circuit breakers.
- ◆ Dimensions: 45mm x 25mm x 10mm.
- ◆ Made from durable plastic.
- ◆ Maximum clamping 8 mm.
- ◆ 8mm padlock hole.

Code	Description
UCL1	MCB lockout



Universal Lockout for Moulded Case Circuit Breakers

- ◆ Locks out most types of moulded case circuit breakers.
- ◆ Locks out 1 pole through to 4 pole circuit breakers.
- ◆ Dimensions: 51mm x 25mm x 23mm.
- ◆ Made from durable plastic.
- ◆ Maximum clamping 13mm.
- ◆ 8mm padlock hole.

Code	Description
UCL2	Moulded case lockout



Lockout for Large Circuit Breakers

- ◆ Locks out most types of large circuit breakers with a toggle.
- ◆ Locks out 1 pole through to 4 pole circuit breakers.
- ◆ Made from durable plastic.
- ◆ Dimensions: 125mm x 63mm x 40mm wide.
- ◆ 8mm padlock hole.
- ◆ Clamping 12mm to 19mm.

Code	Description
UCL5	Large toggle




Universal Multi-Functional Breaker Lockout

Designed to fit most MCB's and main switches our CB17 is ideal for use on domestic and industrial applications.

Extra length clearance on the toggle side allows the device to be used on breakers with extra long toggles, as well as the standard size.

Thicker main switches are accommodated on the opposite side making this 2-in-1 device truly multi-functional in today's market.



Code	Description
CB17	Multi-functional lockout

Merlin Gerin Powerpact 4c Toggle Padlocking Attachment

This device locates in the slot behind the switch toggle when in the off position, blocking its operation. Adding a padlock prevents unauthorised operation and secures the device in place when the breaker is in the off position.



Code	Description
MG29370	Merlin Gerin toggle attachment

Circuit Breaker Lockout Station



Complete with the following:

- 4 x TT38RED Padlocks
 - 2 x MLH7 Lockout hasps
 - 2 x CB05 MCB Lockouts
 - 2 x CB06 MCB Lockouts
 - 2 x CB07 MCB Lockouts
 - 2 x CB08 MCB Lockouts
 - 6 x CB12 MCB Lockouts
 - 2 x CB17 MCB Lockouts
 - 2 x UCL1 MCB Lockouts
 - 2 x UCL2 MCB Lockouts
 - 2 x UCL5 MCCB Lockouts
 - 3 x LSE10T Packs of 10 Tags
- Size: 540mm H x 440mm W

Code	Description
LSE315FS	Circuit breaker lockout station

CIRCUIT BREAKER LOCKOUT KITS

Starter Circuit Breaker Lockout Kit



This is an ideal starter circuit breaker lockout kit for individual use. It contains 5 individual breaker lockouts, a single safety tag and a TT38RED padlock keyed to differ. All packed in a mini pouch with belt loop which allows the products to be carried at all times.

Code	Description
SCBKIT	Starter MCB Lockout/Tagout kit

Intermediate Circuit Breaker Lockout Kit



This circuit breaker/isolator lockout kit is our best seller and is ideal for electricians and engineers who regularly work on various applications where power is isolated via circuit breakers or electrical isolators.

Designed for use in today's industrial applications this kit includes twelve different types of breaker lockout, models CB01, CB02, CB03, CB04, CB05, CB06, CB07, CB08, CB09, CB12, CB16 and UCL1 which will cover the majority of the applications in today's industry.

Also included is our most popular MLH1 stainless steel lockout hasp, two individual TT38RED padlocks and a pack of our RPT29AR re-usable 'Do Not Operate' tags, along with a non-permanent marker and ties for clear lockout identification.

All supplied as a kit in a strong rigid plastic storage container.



Code	Description
ECBKIT	Intermediate MCB Lockout/Tagout kit

Domestic Circuit Breaker Lockout Kit

This circuit breaker/isolator lockout kit is aimed at the domestic electrician who regularly works on various applications where power is isolated via circuit breakers or electrical isolators.

The kit includes six different types of breaker lockout, models CB05, CB09, CB12, CB13, CB16 and UCL1 which cover the majority of domestic applications, usually breakers up to 63 amp.

Also included in the kit is our MLH1 multiple lockout device to allow more than one padlock to be applied at any point of isolation, a TT38RED individual padlock, and a pack of LSE10T 'Do Not Operate' tags with marker pen for clear lockout identification.

All supplied as a kit in a strong canvas bag which can be worn around the waist allowing contents to be carried at all times.



Code	Description
DCBKIT	Domestic MCB Lockout/Tagout kit

Ultimate Circuit Breaker Lockout Kit

This circuit breaker/isolator lockout kit is the ultimate for locking off circuit breakers in domestic/industrial applications.

It contains one each of the devices, models CB01, CB02, CB03, CB04, CB05, CB06, CB07, CB08, CB09, CB10, CB11, CB12, CB13, CB14, CB15, CB16, UCL1, UCL2, UCL5, S2391, S2390, CLT1 & CLT2.

Also included are two of our MLH1 lockout hasps, four individual TT38RED padlocks and a pack of LSE10T 'Do Not Operate' tags with pen.

Ideal for group use or just to cover every type of MCB/toggle switch application in today's market.



Code	Description
UCBKIT	Ultimate MCB Lockout/Tagout kit

INDUSTRIAL LOCKOUT KITS

KITO

A great starter kit, ideal for individuals, this kit contains equipment for locking off small ball valves, gate valves, pneumatic equipment, circuit breakers, toggle switches and electrical isolators.



Kit includes:

- 1 x SBOX02 Storage box
- 1 x BS01 Ball valve lockout
- 1 x CLKIT Cable lockout
- 1 x MLH1 Lockout hasp
- 2 x TT38RED Individual padlocks
- 1 x LSE10T Pack of 10 safety tags
- 1 x RWPT01 Non-permanent marker
- 1 x BS10 Adjustable gate valve lockout
- 1 x BS11 Pneumatic lockout
- 1 x CB05, CB12 and CB16 circuit breaker lockout

Code	Description
KITO	Starter lockout kit box and contents

KIT1

A great intermediate kit, ideal for individuals or small groups/departments. This kit contains equipment for locking off ball valves, gate valves, pneumatic equipment, circuit breakers, toggle switches, electrical isolators and portable equipment.



Kit includes:

- 1 x SBOX02 Storage box
- 1 x BS01 Ball valve lockout
- 1 x BS02 Ball valve lockout
- 1 x CLKIT Cable lockout
- 2 x MLH1 Lockout hasp
- 4 x TT38RED Individual padlocks
- 3 x LSE10T Pack of 10 safety tags
- 1 x V480 Gate valve lockout
- 1 x V481 Gate valve lockout
- 1 x V482 Gate valve lockout
- 1 x BS11 Pneumatic lockout
- 1 x YSLB1 Lockout bag
- 1 x CB05, CB12 and CB16
- Circuit breaker lockout
- 1 x RWPT01 Non-permanent marker

Code	Description
KIT1	Intermediate lockout kit box and contents

LOTO Equipment Storage Bag

Storage bag supplied empty so you can create your own custom kits, tailored to your specific requirements.



BAG22

400mm L x 280mm W x 300mm H

Code	Description
BAG22	LOTO equipment storage bag

Lockout/Tagout Safety Equipment Box Holder

Wall mounted, ideal for keeping your lockout kit nearby and in a prominent position. Holds SBOX02 Medium lockout box, KITO and KIT1.



Size: 450mm H x 450mm W

Kit box not included

Code	Description
LSE320	Lockout/tagout equipment box holder

KIT2

A great comprehensive kit ideal for groups/departments. This kit contains equipment for locking off ball valves, gate valves, pneumatic equipment, circuit breakers, toggle switches, electrical isolators, portable equipment and any device that utilises the popular IEC60320 input connector.



Kit includes:

- 1 x SBOX03 Storage box
- 1 x BS01 Ball valve lockout
- 1 x BS02 Ball valve lockout
- 2 x CLKIT Cable lockout
- 4 x MLH1 Lockout hasp
- 8 x TT38RED Individual padlocks
- 1 x Each circuit breaker lockout CB01 to CB16, UCL1, UCL2, UCL5, S2391, S2390
- 1 x CLT1, CLT2 Lockout cleats
- 3 x BS11 Pneumatic lockout
- 1 x YSLB1 Lockout bag
- 1 x LP770 Plug lockout
- 1 x IEC Connector lockout
- 1 x V480 Gate valve lockout
- 1 x V481 Gate valve lockout
- 1 x V482 Gate valve lockout
- 3 x LSE10T Pack of 10 safety tags
- 1 x RWPT01 Non-permanent marker

Code	Description
KIT2	Comprehensive lockout kit box and contents

GROUP LOCKOUT

5-Lock Safety Lockout Boxes

This safety lockout box has 5 individually keyed locks to facilitate group lockout. Each worker removes and retains their key which ensures that access to the contents of the lockout box cannot be released until each of the keys has been returned by its respective keeper.

- ◆ Made of heavy duty grey coated steel
- ◆ All keys are 'keyed to differ'
- ◆ Internal steel shelf and 3 hooks
- ◆ Hole punched flange top and bottom for additional padlocks
- ◆ Dimensions: 230mm H x 155mm W x 90mm D

Optional Customised Self-adhesive Labelling

Personalise your 5-lock lockout box with custom text and/or logo. Label design is shown left, just change the text and/or add logo (specify text/supply logo when ordering).

Supplied with 5 write-on key tags.



Padlocks not included



Code	Description
EK5LO	5-lock safety lockbox without label
EK5LAB	Self-adhesive label fitted to lockbox plus 5 write-on key tags

Wall Mounted Group Lockout Box

Manufactured from high quality impact resistant plexiglass, these lockout boxes are ideal for group lockout situations.

Complete with 16 key hangers and a clear tamper proof sliding cover which allows the contents to be easily viewed/checked.



Code	Description
GLB1	Wall mounted group lockout box

Single Work Permit Station

Size: 560mm H x 740mm W



Complete with the following:

- 1 x GLB1 Lockout box
- 1 x RRWP1 Permit to work wallet

Permit documents and padlocks not included

Code	Description
LSE312FS	Single work permit station

Group Lockout Station

Size: 1220mm H x 1220mm W



Complete with the following:

- 3 x GLB1 Lockout boxes
- 3 x RRWP1 Permit to work wallets
- 22 x TT38RED Padlocks
- 9 x LSE10T

Permit documents not included

Code	Description
LSE313FS	Group lockout station

PERMIT TO WORK

Permit To Work Forms Help Promote Safe Work Systems

The process for planning, organising, controlling and reviewing work activities should form an integral part of every Health & Safety Management System. Before all lockout and maintenance work is undertaken a risk assessment should be conducted and a permit issued.

The permit should specify work to be done, precautions to be taken and ensure that all possible hazards are considered. It is used when normal safe systems need to be removed for maintenance or if new hazards could be caused by work.

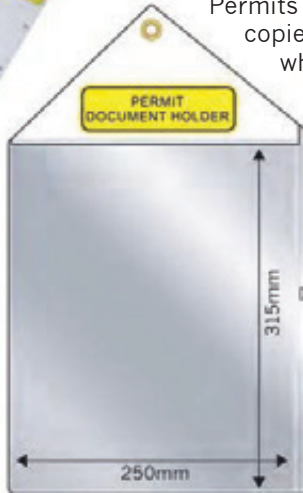
A4 Permit to Work Forms



These permits include a section on Risk Assessment which is required under the Management of Health & Safety at Work and other regulations.

Permits are 3-part (top plus 2 carbon copies) with a convenient card backing, which is also an A4 sign.

Sold as packs of 10 of one type.



RRWP1

PERMIT TYPES AVAILABLE

Code	Permit Type
RWP01	Hot Work
RWP02	Working at Heights
RWP03	Confined Spaces
RWP04	Electrical Work
RWP05	General Work
RWP06	Pressure Testing
RWP07	Excavation Work
RWP08	Window Cleaning
RWP09	Lifting Equipment Operations
RWP10	Overhead Cranes
RWP11	Breaking Lines
RWP12	Hazardous Substances
RWP13	Asbestos Present
RWP14	Asbestos (no register available)

Description
A4 Permit/Pack 10

RWP04

Electrical Work Permit

A4+ Permit Document Wallet

Provides ultimate protection and ease of viewing of permits or documents at the point of use.

- ◆ UV and moisture resistant transparent plastic.
- ◆ Easy access side-zip closure from top to bottom.

Code	Description
RRWP1	Permit document wallet

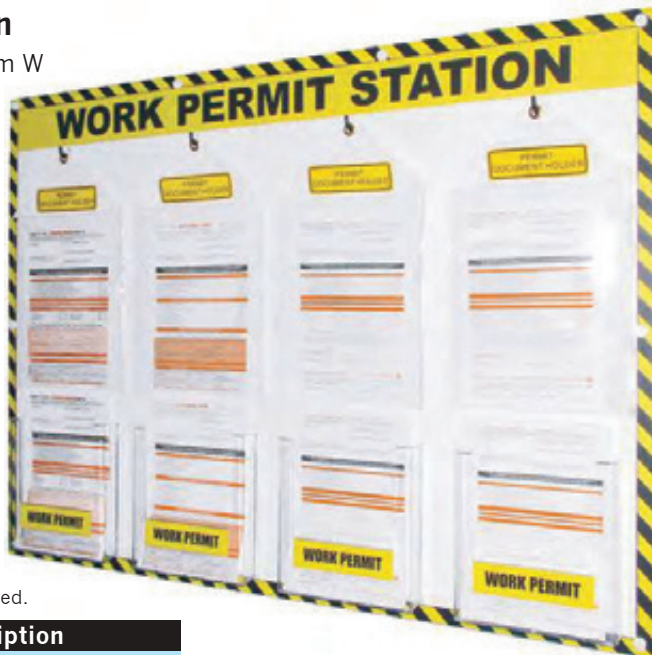
Work Permit Station

Size: 900mm H x 1220mm W

These stations allow you to keep a record of all issued permits along with blank permits ready for use.

Complete with:

- 4 x RRWP1 permit document holders
- 4 x A4 acrylic trays.



Permit documents are not included.

Code	Description
LSE319FS	Work permit station

Permit Control Board

Size: 660mm H x 300mm W



Complete with:

- 1 x RRWP1 permit document holder
- 1 x GLB2 group lock box.

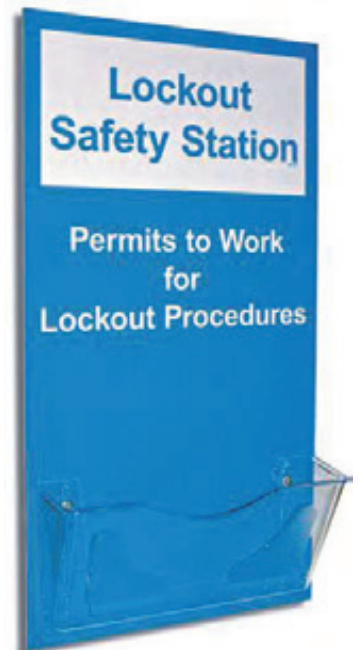
Permit documents are not included.

Code	Description
LSE317FS	Permit control board

Lockout Safety Station

Keeps all Permits to Work together in a central location.

- ◆ Manufactured from lightweight 5mm PVC for easy mounting, but durable to factory conditions.
- ◆ The backboard is fitted with a clear perspex tray to hold your file and documents securely in place.



Size: 750mm H x 400mm W

Code	Description
RFCS05	Lockout Safety Station

LOCKOUT STATIONS

LSE301 Lockout Station

Size: 400mm H x 280mm W



Supplied with the following:
4 x TT38RED Padlocks
1 x LSE10T Pack of 10 Tags

LSE302 Lockout Station

Size: 400mm H x 280mm W



Supplied with the following:
4 x TT38RED Padlocks
1 x LSE10T Pack of 10 Tags
1 x MLH5 Lockout Hasp 25mm

Code	Description
LSE301	Station only
LSE301FS	Station & contents
LSE302	Station only
LSE302FS	Station & contents

LSE304 Lockout Station

Size: 520mm H x 660mm W



Supplied with the following:
20 x TT38RED Padlocks
8 x LSE10T Pack of 10 Tags
2 x MLH5 Lockout Hasps 25mm

Code	Description
LSE304	Station only
LSE304FS	Station & contents

LSE303 Lockout Station

Size: 540mm H x 360mm W




Supplied with the following:
10 x TT38RED Padlocks
4 x LSE10T Pack of 10 Tags
1 x MLH5 Lockout Hasp 25mm

Code	Description
LSE303	Station only
LSE303FS	Station & contents

LSE305 Lockout Station

Size: 600mm H x 800mm W



Supplied with the following:
50 x TT38RED Padlocks
6 x LSE10T Pack of 10 Tags
5 x MLH5 Lockout Hasps 25mm
1 x RWPT01 Pen

Code	Description
LSE305	Station only
LSE305FS	Station & contents


LOCKOUT STATIONS

LSE200 Lockout Station

Size: 600mm H x 800 W

Designed with steel bars instead of individual hooks. Padlocks can be locked onto the station with the key inserted ready for use, or without the key which is ideal for deterring theft.

Supplied with or without contents.



Supplied with


- 50 x TT38RED Individual padlocks
- 3 x MLH1 lockout hasp
- 4 x Packs of RPT29AR tags
- 1 x RWP04 pack of electrical work permits

Code	Description
LSE200	Station only
LSE200FS	Station and contents

LSE306 Departmental Lockout Station Shadow Board

Size: 800mm H x 1220mm W

Supplied with or without contents.



Supplied with the following:

- 100 x TT38RED Padlocks
- 10 x MLH5 Lockout Hasps 25mm
- 9 x LSE10T Packs of 10 Tags
- 1 x RWPT01 Pen

Code	Description
LSE306	Lockout station only
LSE306FS	Lockout station and contents

LSE307 Equipment Lockout Station Shadow Board

A complete system which includes equipment for locking off ball valves, gate valves, butterfly valves, portable electrical equipment, electrical isolators, circuit breakers, pneumatic equipment and any device that utilises the popular IEC input connector.

Size: 800mm H x 1220mm W



Supplied with the following:

- 9 x LSE10T Packs of 10 Tags
- 1 x BS16R Ball Valve Lockout
- 1 x BS17R Ball Valve Lockout
- 5 x MLH5 Lockout Hasps 25mm
- 1 x LP330 Small Plug Lockout
- 1 x LP770 Large Plug Lockout
- 1 x VS02, VS04, VS06, VS09, VS13 Gate Valve Lockouts
- 1 x CLKIT Cable Lockout
- 1 x IEC Lockout
- 1 x RWPT01 Pen
- 2 x BS11 Pneumatic Lockouts
- 12 x TT38RED Padlocks
- 2 x CB05 MCB lockouts
- 2 x CB06 MCB Lockouts
- 2 x CB07 MCB Lockouts
- 2 x CB08 MCB Lockouts
- 2 x UCL1 MCB Lockouts
- 2 x UCL2 MCB Lockouts
- 2 x UCL5 MCB Lockouts
- 2 x CB17 MCB Lockouts
- 2 X UFL2 Fuse Lockouts

























Code	Description
LSE307FS	Lockout station and contents

ELECTRICAL SAFETY LABELS

Electrical Safety Labels

Ideal for all of your inspection and safety requirements. Packs of 10 or 20, subject to size. Sizes are in mm.

Size	Description
50x50mm	Self-adhesive label/Pack 10
20x60mm	Self-adhesive label/Pack 20

 240V.AC 20x60 RWF08AS	 415V.AC 20x60 RWF09AS	 115V.AC 20x60 RWF10AS	 Danger Disconnect the mains supply before removing this cover 20x60 RWF11AS	 Danger 110 volts 50x50 RWF17AS	 Danger 230 volts 50x50 RW80AS	 Danger 240 volts 50x50 RW65AS	 Danger 400 volts 50x50 RW82AS	 Danger 415 volts 50x50 RW57AS	 Danger 440 volts 50x50 RWF18AS				
 Danger 6600 volts 50x50 RWF19AS	 Danger 11000 volts 50x50 RWF20AS	 Danger High voltage 50x50 RW44CS	 Danger Mains voltage 50x50 RW56AS	 Danger Isolator 50x50 RWF21AS	 Danger Live wires 50x50 RWF13AS	 Danger Live Terminal 50x50 RW55AS	 Danger Live busbars 50x50 RWF22AS	 Danger Electric shock risk 50x50 RWF14AS	 Danger Live electrical equipment 50x50 RWF15AS	 Danger Back of this panel is live 50x50 RWF16AS	 50x50 RW86AS	 50x50 RW07CS	 50x50 RW87AS











Voltage Labels

A range of high visibility voltage labels designed for use on fuse boxes, circuit breakers and other electrical equipment.

Manufactured from self-adhesive vinyl, these labels will withstand temperatures from -40°C to +100°C. Sold in packs of 10.

To order replace asterisk (*) with:
A (20x60mm) **B** (30x90mm) **C** (40x120mm)
 Example: RVT01**A** is 110 volts (20x60mm)

Size
20x60mm
30x90mm
40x120mm

 110 VOLTS RVT01*	 240 VOLTS RVT05*
 115 VOLTS RVT02*	 400 VOLTS RVT08*
 220 VOLTS RVT03*	 415 VOLTS RVT06*
 230 VOLTS RVT04*	 440 VOLTS RVT07*








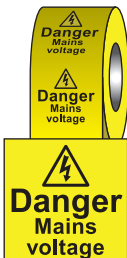





Safety Labels

These internationally recognised labels, supplied in packs of 250, will help you identify and understand potentially hazardous situations quickly.

Made from self-adhesive vinyl.

Label size is 50x50mm.

Size	Description
50x50mm	Self-adhesive label/Pack 250

 Danger 400 volts RLR35S	 Danger 415 volts RLR14S	 RLR22S	 RLR08S	 RLR13S	 Emergency stop RLR27S	 Emergency stop RLR18S
 Danger Mains voltage RLR15S	 Danger High voltage RLR12S	 Danger Live terminal RLR09S	 Danger 230 volts RLR34S	 Danger 240 volts RLR16S		

ELECTRICAL SAFETY LABELS


Electrical Cable Marking Labels



Highly visible cable marking labels. Easy to apply, simply peel off the label backing and fix around your electrical cable.

Self-adhesive vinyl. Size is 30x90mm. Sold in packs of 250 labels.

Size
30mm x 90mm



RCA01AA RCA01AB RCA01AC RCA01AD RCA01AE RCA01AF RCA01AG RCA01AH

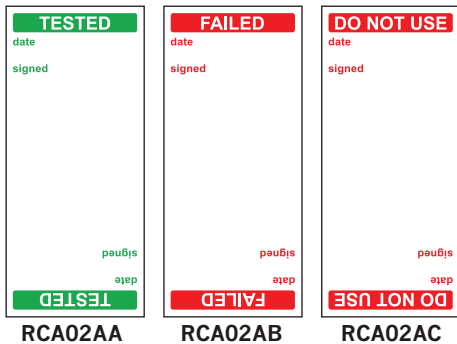
Write-On Cable Marking Labels

Simply write on your information, peel off the label backing and fix around your electrical cabling.

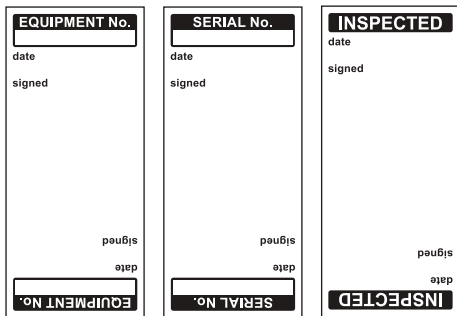
Self-adhesive vinyl. Size is 40x90mm. Sold in packs of 250 labels.



Size
40mm x 90mm



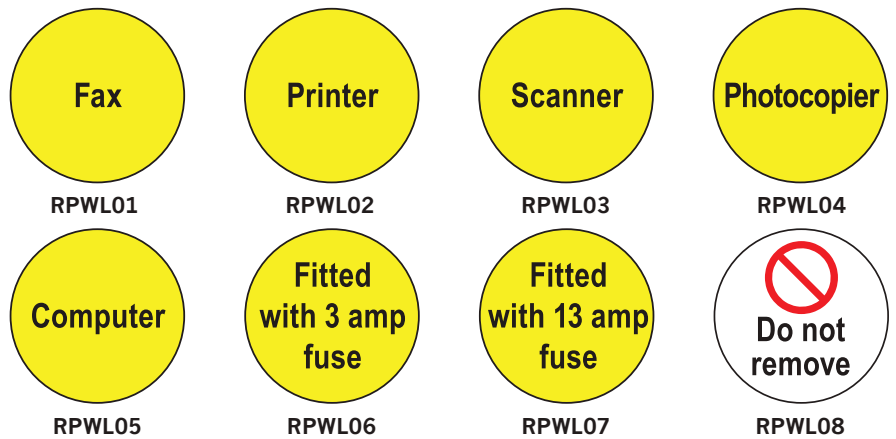
RCA02AA RCA02AB RCA02AC



RCA02AD RCA02AE RCA02AF

Plug Warning Labels

Highly visible warning labels for plug identification. Supplied in packs of 10



RPWL01

RPWL02

RPWL03

RPWL04

RPWL05

RPWL06

RPWL07

RPWL08

Size
30mm Diameter

LOTO Authorised Labels

50mm diameter, self adhesive. Clearly identify who is authorised to lockout. Ideal for distribution after training.



Code	Description
HL01	Pack of 10 LOTO labels



Plug Tab

Use this plug tab to notify people that a plug socket or appliance must remain on.

- ◆ An extremely simple, safe and low cost device.
- ◆ It can be used wherever a 13 amp main plug is connected to a socket.
- ◆ Made from insulating material.
- ◆ Supplied in packs of 25.

Code
RPLG1

WEEE Regulation Labels

The Waste Electrical and Electronic Equipment Directive (WEEE) aims to encourage the reuse and recycling of electrical equipment. All electrical equipment put onto the market in the EU has to be labelled to conform to the directive.

- ◆ Designed and manufactured to BS EN 50419.
- ◆ Extremely durable remaining intact and legible for the life of the equipment.
- ◆ Two styles: flat self-adhesive or a cable wrap-around self-adhesive RCA01AJ.
- ◆ Supplied in packs of 250.



Code	Description
RWRL1	13x10mm flat label
RWRL2	20x15mm flat label
RCA01AJ	90x30mm cable label

ELECTRICAL SAFETY LABELS



Electrical Inspection Labels

Identify electrical equipment easily and quickly by using these self-adhesive inspection labels. Supplied in packs of 250.

Size
25mm x 40mm
40mm x 75mm






<p>TESTED comments</p> <p>signed dated</p> <p>25x40 RQF14AS 40x75 RQF14BS</p>	<p>CALIBRATED comments</p> <p>signed dated</p> <p>25x40 RQF15AS 40x75 RQF15BS</p>	<p>PASSED comments</p> <p>signed dated</p> <p>25x40 RQF02AS 40x75 RQF02BS</p>
<p>ELECTRICAL SAFETY</p> <p>PASSED</p> <p>25x40 RQF39AS 40x75 RQF39BS</p>	<p>INSPECTED comments</p> <p>signed dated</p> <p>25x40 RQF13AS 40x75 RQF13BS</p>	<p>DATE INSTALLED</p> <p>signed dated</p> <p>25x40 RQF35AS 40x75 RQF35BS</p>
<p>MODEL NO.</p> <p>signed dated</p> <p>25x40 RQF32AS 40x75 RQF32BS</p>	<p>SERVICED BY</p> <p>signed dated</p> <p>25x40 RQF33AS 40x75 RQF33BS</p>	<p>REPAIRED BY</p> <p>signed dated</p> <p>25x40 RQF34AS 40x75 RQF34BS</p>
<p>AWAITING INSPECTION comments</p> <p>signed dated</p> <p>25x40 RQF01AS 40x75 RQF01BS</p>	<p>DO NOT USE comments</p> <p>signed dated</p> <p>25x40 RQF12AS 40x75 RQF12BS</p>	<p>CALIBRATION DUE</p> <p>signed dated</p> <p>25x40 RQF31AS 40x75 RQF31BS</p>
<p>ELECTRICAL SAFETY</p> <p>TESTED</p> <p>25x40 RQF93AS 40x75 RQF93BS</p>	<p>ELECTRICAL SAFETY</p> <p>FAILED</p> <p>25x40 RQF37AS 40x75 RQF37BS</p>	<p>ELECTRICAL SAFETY</p> <p>NOT TESTED DO NOT USE</p> <p>25x40 RQF38AS 40x75 RQF38BS</p>
<p>DO NOT USE UNTIL CALIBRATION COMPLETED</p> <p>25x40 RQF22AS 40x75 RQF22BS</p>	<p>CALIBRATION NOT REQUIRED</p> <p>25x40 RQF23AS 40x75 RQF23BS</p>	<p>NOT CALIBRATED DO NOT USE</p> <p>25x40 RQF24AS 40x75 RQF24BS</p>


Photovoltaic 'PV' Labels


Photovoltaic 'PV' Labels available in high grade self adhesive vinyl.

Supplied individually or in packs of 250.



<p> PV Array d.c. Junction Box. Danger - contains live parts during daylight.</p> <p>25mm x 75mm VC1</p>	<p> PV Array d.c. Isolator. Danger - contains live parts during daylight.</p> <p>25mm x 75mm VC3</p>
<p> Do not disconnect d.c. plugs and sockets under load - turn off a.c. supply first.</p> <p>25mm x 75mm VC2</p>	<p> Inverter - Isolate a.c. and d.c. before carrying out work.</p> <p>25mm x 75mm VC4</p>
<p> PV system - main a.c. Isolator.</p> <p>25mm x 75mm VC5</p>	

 **WARNING Dual Supply**

 Do not work on this equipment until it is isolated from both mains and on-site generation supplies

Isolate on-site generator at _____
Isolate mains supply at _____

40mm x 100mm VC6

INDIVIDUAL


Code
VC1
VC2
VC3
VC4
VC5
VC6

PACK OF 250

Code
VC1PACK
VC2PACK
VC3PACK
VC4PACK
VC5PACK
VC6PACK

Electrostatic Labels

Electrostatic labels conform to BS CECC 00015: Part 1: 1991. Basic specification for protection of Electrostatic Sensitive Devices.

<p> 15x15 RW81AS 25x25 RW81BS 50x50 RWA7AS 100x100 RWA7BS</p>	<p>ATTENTION ESD PROTECTED AREA OBSERVE PRECAUTIONS FOR HANDLING ELECTROSTATIC SENSITIVE DEVICES</p> <p>150x500 RWB10AS</p>
<p>ATTENTION OBSERVE PRECAUTIONS FOR HANDLING ELECTROSTATIC SENSITIVE DEVICES</p> <p>30x75 RW53AS</p>	<p>ATTENTION OBSERVE PRECAUTIONS FOR HANDLING ELECTROSTATIC SENSITIVE DEVICES</p> <p>150x500 RWA6AS</p>

Code	Description
RW81AS	15x15mm self adhesive label/Pack 10
RW81BS	25x25mm self adhesive label/Pack 10
RWA7AS	50x50mm self adhesive label/Pack 10
RWA7BS	100x100mm self adhesive label/Single
RW53AS	30x75mm self adhesive label/Pack 10
RWB10AS	150x500mm self adhesive label/Single
RWA6AS	150x500mm self adhesive label/Single

HOUSEKEEPING AND ELECTRICAL POSTERS

Housekeeping Posters


Get your workforce into good housekeeping habits with this range of posters. They are a light-hearted way of conveying a 'Good Housekeeping' message and will brighten up any office or factory. Made from 1mm semi-rigid PVC. Size is 600mm x 400mm.

Made from durable 1mm PVC


1mm PVC

Description

600x400mm Housekeeping poster 1mm PVC



RHKP1




RHKP2




RHKP3



RHKP4



RHKP5




RHKP6



RHKP7



RHKP8



RHKP9



RHKP10



RHKP11



RHKP12

Lockout Poster

Know How to Lock Off Accidents

Step-by-step guides to lockout procedures.

- ◆ Learn how to lock-off accidents in 8 simple steps.
- ◆ Highlight all the safety steps that must be followed to achieve effective lockout safety.
- ◆ Wallchart measures 600mm x 400mm.



Code	Description
RLOTA1	Lockout Poster 600 x 400mm

Electrical Wiring Regulations


An amendment to BS 7671:2001 (The IEE Wiring Regulations) states that new cable core colours must be used for all fixed wiring in electrical installations in the UK.

The poster (right) explains the colour changes in more detail.

The notice (below) must be fixed at the distribution board or consumer unit.



This notice is available in a range of sizes and materials to suit your requirements. See below.



RWC109 840x570mm

Code	Description
RWC109	600mm x 400mm Know Your Wiring Colours poster
RPW36Z	50mm x 70mm self-adhesive label/Pack 10
RPW37Z	50mm x 70mm self-adhesive label/Pack 250
RPW34ZR	150mm x 200mm rigid 1mm PVC sign
RPW34ZS	150mm x 200mm self-adhesive vinyl sign
RPW35ZR	300mm x 400mm rigid 1mm PVC sign
RPW35ZS	300mm x 400mm self-adhesive vinyl sign

ELECTRICAL AND LOTO SAFETY POSTERS

Safety Posters

Create and maintain awareness, avoiding the dangers of the workplace, by informing everyone about potential hazards.

Size
600x400mm


1mm PVC

Made from durable 1mm PVC


Electricity Safety Posters



600x400mm RSTP8



600x400mm RWC191



600x400mm RWC161




600x400mm RWC140



600x400mm RWC76



600x400mm RWC184



600x400mm RWC109

Lockout/Tagout Safety Posters



600x400mm RLOTA8



600x400mm RLOTA7



600x400mm RLOTA6



600x400mm RFWCAA



600x400mm RLOTA1



600x400mm RLOTA3



600x400mm RLOTA4



600x400mm RLOTA5

GENERAL SAFETY POSTERS



600x400mm RHKP12



600x400mm RWC121



600x400mm RSP06A



600x400mm RSP10A



600x400mm RTH03



600x400mm RWC160



600x400mm RPG23



600x400mm RWC91



600x400mm RPG29




600x400mm RRS01



600x400mm RWC108



600x400mm RWC52



600x400mm RWC156



600x400mm RWC61



600x400mm RWC2




600x400mm RWC06



600x400mm RWC81



600x400mm RWC171



600x400mm RFWC31



600x400mm RFWC21

Energy Saving Message Labels

Use these labels as part of your energy saving campaign to create awareness within your workplace.

Size: 32mm diameter.

Material: Self-adhesive Vinyl

Description

Self-adhesive labels 32mm diameter/Pack 250



RESP11



RESP12



RESP13

ELECTRICAL HAZARD WARNING SIGNS



400x300 Rigid RPW12AR



400x300 Rigid RW184AR
S/A RW184AS



200X150 S/A RWC31AS




400x300 Rigid RW58BR



200X150 S/A RS10AS



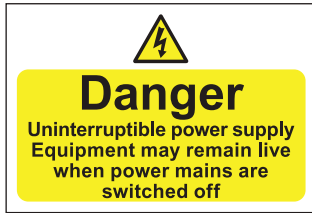
400x300 Rigid RW85BR
S/A RW85BS



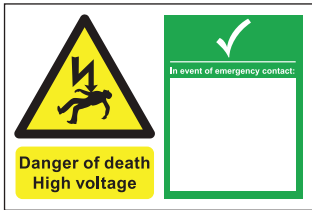
120x90 Rigid RMC13AR
S/A RMC13AS



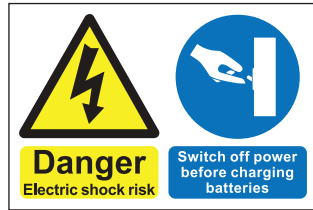
200X150 S/A RWM18AS



300X400 Rigid RW153AR
S/A RW153AS



300X400 Rigid RWM93AR
S/A RWM93AS
450X600 Rigid RWM93BR




300X400 Rigid RV14AR



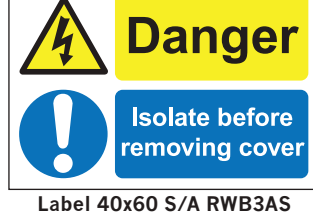
150X225 Rigid RWM49AR
S/A RWM49AS



150X225 Rigid RWM75AR
S/A RWM75AS



300X400 Rigid RWM20AR
S/A RWM20AS
450X600 Rigid RPW90YR



Label 40x60 S/A RWB3AS



300x450 Rigid RWM21AR
S/A RWM21AS



75x110 Rigid RWM19AR
S/A RWM19AS



Label 25 x 50 S/A RPW57AS



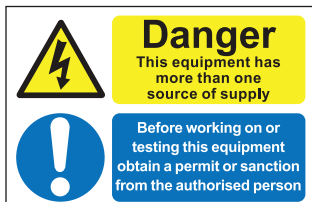
450x600 Rigid RMK2YR



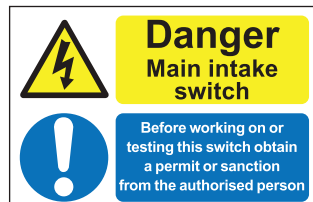
150x225 Rigid RWM57AR
S/A RWM57AS



150x225 Rigid RWM63AR
S/A RWM63AS
300x450 Rigid RWM63BR
S/A RWM63BS



150x225 Rigid RWM95AR
S/A RWM95AS
300x450 Rigid RWM95BR
S/A RWM95BS



150x225 Rigid RWM94AR
S/A RWM94AS
300x450 Rigid RWM94BR
S/A RWM94BS

Made from durable 1mm PVC or flexible self-adhesive vinyl.




Code/Size

- RPW57AS
- RWB3AS
- 75x110mm
- 120x90mm
- 150x225mm
- 200x150mm
- 300x400mm
- 300x450mm
- 450x600mm

Can't see the sign you need?
Give us call and we will make it for you.

ELECTRICAL HAZARD WARNING SIGNS




Danger
Live wires

200x150 Rigid RW75AR
S/A RW75AS



Danger
Buried cable

100x75 Rigid RPW63CR
400x300 Rigid RW63AR



Danger
Main switch

200x150 Rigid RWA9AR



Danger
Overhead electrical
power lines

400x300 Rigid RWB5AR



Danger
High voltage
cables overhead

400x300 Rigid RW335BR



Danger
High voltage
cables underground

200x150 Rigid RW336AR



Danger
Overhead cables

400x300 Rigid RTA41BR
800x600 Rigid RTA41AR



Danger
230 volts

200x150 Rigid RW65BAR



Danger
240 volts

200x150 Rigid RW65BR
S/A RW65BS



Danger
440 volts

200x150 Rigid RW50AR
S/A RW50AS



Danger
Overhead live wires

200x150 Rigid RW48CR
S/A RW48CS
400x300 Rigid RW48BR



Danger
Switchgear

200x150 Rigid RWC30AR
S/A RWC30AS
400x300 Rigid RPWC3AR



Danger
Live busbars

200x150 S/A RW72AS



Danger
Bare live wires

400x300 Rigid RW178AR
S/A RW178AS



Danger
400 volts

200x150 Rigid RW45BAR
S/A RW45BAS



Danger
6600 volts


200x150 Rigid RW83XR
400x300 Rigid RPW83AR



150x150 Rigid RW07DR
S/A RW07DS
300x300 Rigid RW07ER




Label 25x25 S/A RW07JS
Label 50x50 S/A RW07CS




Danger
High voltage

200x150 Rigid RW44AR
S/A RW44AS
400x300 Rigid RW44BR
S/A RW44BS
800x600 Rigid RTA06AR




Danger
Electric shock risk

200x150 Rigid RW07GR
S/A RW07GS
400x300 Rigid RW07HR
S/A RW07HS




Danger
415 volts

200x150 Rigid RW45AR
S/A RW45AS
400x300 Rigid RPW45AR
S/A RPW45AS



Danger
11000 volts

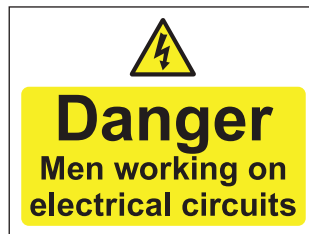

200x150 Rigid RW54AR
S/A RW54AS
400x300 Rigid RW54BR



Warning
Electric fence

400x300 Rigid RW341AR

Made from durable
1mm PVC or flexible
self-adhesive vinyl.



450x600
Rigid
RWC33AR

Code/Size
RW07JS - pack of 10
RW07CS - pack of 10
100x75mm
150x150mm
200x150mm
300x300mm
400x300mm
450x600mm
800x600mm



RSL17S

Handy Safety Label Packs

Always there when you need them and easy to store. Self-adhesive vinyl. Size is 50mm x 150mm.


Code
RSL17S

CUSTOM PRODUCTS

If you would like a custom product, contact us to discuss your requirements.



Lockout Station
800mm H x 600mm W



Key Station
800mm H x 600mm W



Key Exchange Box




Lockout Multi-Boxes



Slip-Over Cone Sign



Fire Warden Arm Band Station



Lockout Station
800mm H x 1220mm W



LOTO Station
1000mm H x 1800mm W

X-GUARD - A COMPLETELY NEW WAY OF THINKING FOR MACHINE GUARDING



X-Guard is a completely new range of machine guard that complies with the Machinery Directive's demands on permanent guards (2006/42/EC). Our machine guards are built around a standard design with regard to panels, posts, accessories and colour. This makes it easier for you to complement existing guards if required. We design traditional machine guards with 90° right angles plus Contour, a machine guard with round corners.

X-Guard machine guards are available in mesh panel sections or sheet plate and plastic sections. We supply a large selection of doors, locks and accessories offering a complete machine guard solution tailored to your needs. We listen to our customers' needs to enable us to develop the range as new projects arise.



Trapped Key Interlocks offer a wide range of Safety Access & Control Systems



X-Key for X-Guard



Combine X-Tray with X-Guard to get maximum flexibility for the minimum amount of material, with no special tools required

CONTROL DEVICES - TRAPPED KEY INTERLOCK SWITCHES FOR AUTOMATION SAFETY

The manufacturing environment today relies on heavily automated processes and machinery. Ensuring personnel safety whilst delivering productivity is vital to every manufacturing facility and therefore safeguarding operators from hazards as well as guaranteeing that processes have optimum efficiency is a constant challenge for operating companies.



mGard



mGard Key Interlocks

mGard is the premier range of robust modular trapped key products. Trapped key technology offers mechanical solutions to safeguarding dangerous machines and hazardous processes.


tGard



tGard Integrated Control & Safety


tGard is the new compact metal bodied innovative approach to controlling access to hazardous machinery and equipment and offers a "customised safety solution", as standard.

amGard



amGard Safety Switches

amGard is the ultimate range of safety gate switches. The robust modular arrangement offers an extensive variety of access solutions that can be tailored to suit an application.



+ NON CONTACT SWITCH TECHNOLOGY

Non-contact safety switches are ideal for use in applications where precise guidance of guards is difficult. Due to the design they are extremely long-lasting devices that require minimal maintenance. In addition they are resistant to shock and vibrations and offer a high level of prevention against tampering.

For assistance with your application, please contact us at Telephone 01 4659010 or email sales@rfe.ie

APPLYING LOCKOUT/TAGOUT

Applying Lockout/Tagout

Energy isolation and Lockout/Tagout are to be applied only by trained employees authorised to perform service or maintenance. Before Lockout/Tagout is applied, all employees who work in the affected area must be notified. Legislation requires that control of hazardous energy be done according to a step-by-step procedure.

1) Preparation For Shutdown

Before you turn off any equipment in order to lock/tag it out, you must know:

- ◆ The types and amounts of energy that power it.
- ◆ The hazards of that energy.
- ◆ How the energy can be controlled.

2) Equipment Shutdown

Shut the system down by using the operating controls. Follow whatever procedure is applicable for the equipment so that you don't endanger anyone else during shutdown.

3) Equipment Isolation

- ◆ Install all energy-isolating devices so that the equipment is isolated from its energy source.
- ◆ Be sure to isolate all energy sources and secondary power supplies as well as the main one.
- ◆ Never remove a fuse instead of disconnecting the energy or power.

4) Application Of Lockout Devices

- ◆ All energy-isolating devices are to be locked and tagged according to your company Lockout/Tagout procedures.
- ◆ Only the standardised devices supplied by your employer should be used for Lockout/Tagout and they should not be used for anything else.
- ◆ Use a Lockout device if your padlock cannot be placed directly on the energy control.
- ◆ When a Lockout device is used, every employee can lock out a single energy-isolating device.
- ◆ For large jobs, a Lockout Box can be used to maintain control over a large number of padlocks and keys.
- ◆ If tags are used together with a padlock, ensure they are securely fastened to the padlock.
- ◆ Fill tags out completely and correctly.

5) Control Of Stored Energy

Take any of the following steps that are necessary to guard against energy left in the equipment after it has been isolated from its energy sources.

- ◆ Inspect the system to make sure all parts have stopped moving.
- ◆ Relieve trapped pressure.
- ◆ Release the tension on springs, or block the movement of spring-driven parts.
- ◆ Block or brace parts that could fall because of gravity.
- ◆ Block parts in hydraulic and pneumatic systems that could move from loss of pressure.
- ◆ Bleed the lines and leave vent valves open.
- ◆ Drain process piping systems and close valves to prevent the flow of hazardous materials.
- ◆ If a line must be blocked where there is no valve, use a blank flange.
- ◆ Purge reactor tanks and process lines.
- ◆ Dissipate extreme cold or heat, or wear protective clothing.
- ◆ If stored energy can reaccumulate, monitor it to make sure it stays below hazardous levels.


6) Equipment Isolation Verification


Take any of the following steps that fit your company's equipment and energy control program:


- ◆ Make sure all danger areas are cleared of personnel.
- ◆ Verify that the main disconnect switch or circuit breaker cannot be moved to the 'on' position.
- ◆ Use a voltmeter or other equipment to check the switch.
- ◆ Press all start buttons and other activating controls on the equipment itself to PROVE that it is isolated. (This procedure is vital. Many accidents happen due to isolating the wrong control switch and not testing prior to commencing work).
- ◆ Shut off all machine controls when the testing is finished.


7) Performing The Work

Look ahead and avoid doing anything that could re-activate the equipment. Don't bypass the lockout when putting in new piping or wiring.











LOCKOUT / TAGOUT

MACHINE GUARD/SAFETY INTERLOCK
SYSTEMS CATALOGUE 2018



Life Critical Safety Products



RFE

Unit 19 Oak Road Business Park,
Western Industrial Estate, Dublin 12.

For more information please contact a member of our sales team
at sales@rfe.ie or call us at 01 4659010

website: www.rfe.ie